



THE SPIVEY



Plan Varies Slightly From Below



4 Bedroom / 2.5 Bath / Two-Story
Approx. 2,037 sq. ft.
Main Level - 814 sq. ft.
Upper Level - 1,223 sq. ft.
Basement - 814 sq. ft.

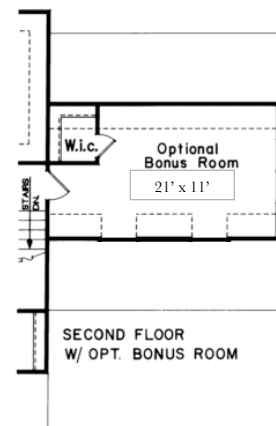
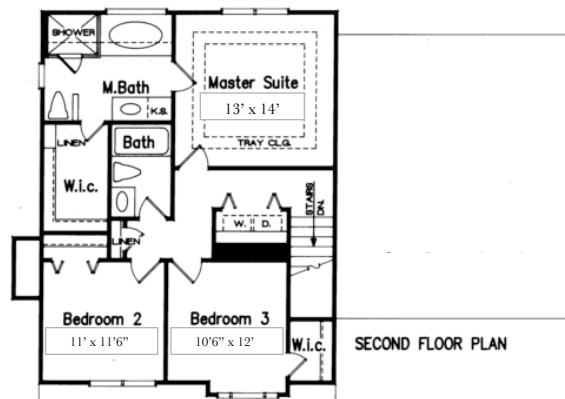
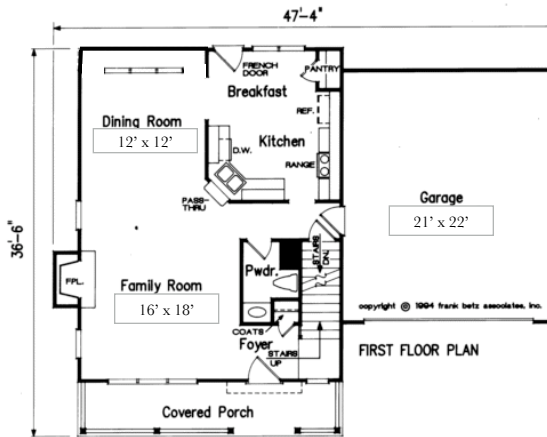
\$222,750 - LOT INCLUDED



At Sunshine Homes, we help design and build a home from a homeowner's perspective. We are committed to providing personal attention throughout the whole homebuilding process. Your needs and satisfaction are of the utmost importance at Sunshine Homes, an attribute our past and present homeowners have come to value.

Contact us at:
219-395-8400

or visit us at:
Sunshinehomesbuilder.com
Brigadoonvalpo.com



Copyright of Sunshine Homes, Inc.